



No. PDMA (SINDH)/(SITREP)/2024/5663

August 20th, 2024

Period Covered: 01-07-2024 to 20-08-2024.

DAILY SITUATION REPORT

Rainfall Recorded

(18-08-2024 08:00 AM to 20-08-2024 08:00 AM)

Sr	District	Taluka	Rain fall (mm)
01	Dadu	K.N Shah	38mm

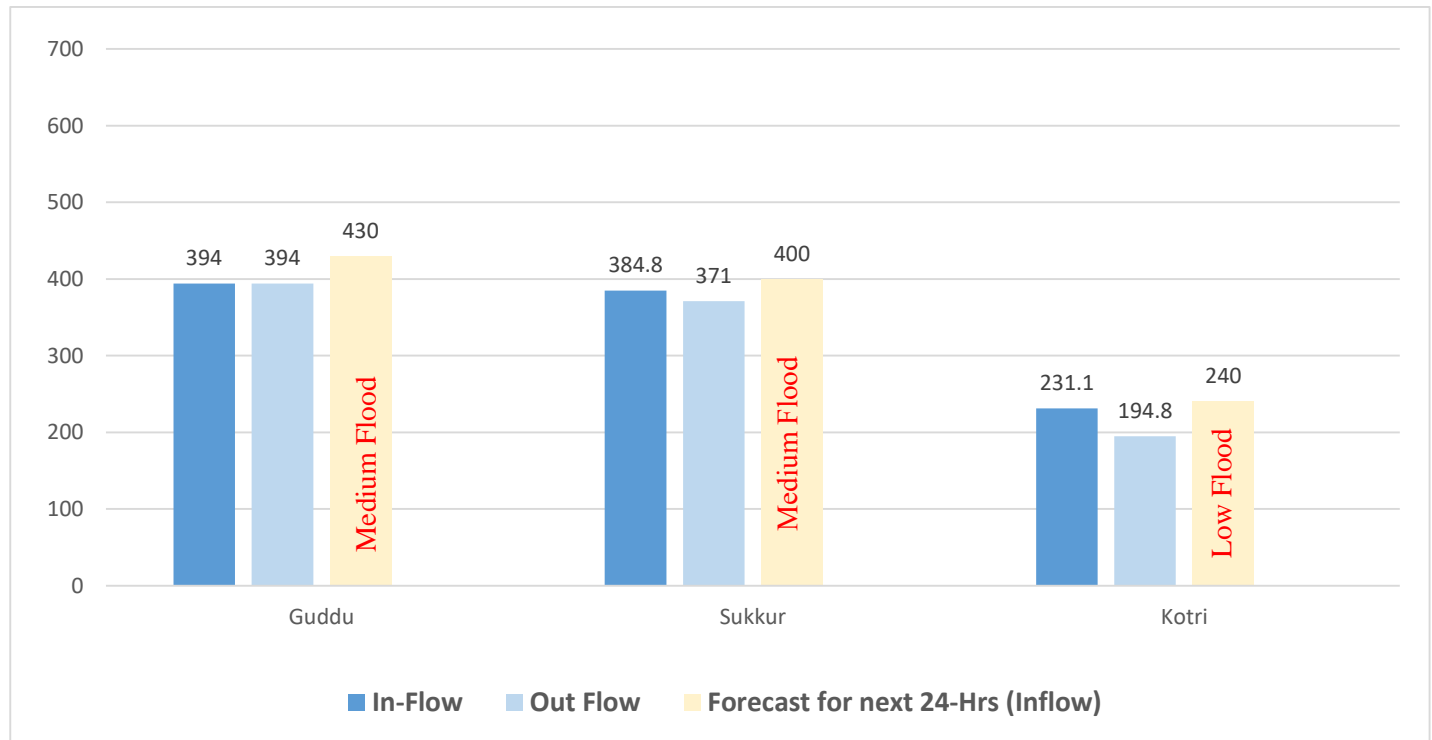
Source: CM Rainfall Portal.

Weather Update Dated: 20-08-2024

Pakistan Meteorological Department has informed that mainly dry weather is likely to prevail over most parts of the province. However light rain/drizzle may occur at isolated places in **Dadu & Kambar Shahdadkot** districts and along the coast today.

Source: Pakistan Meteorological Department.

River Indus Discharge (in Thousands of Cusecs)



Source: Pakistan Meteorological Department - Flood Forecasting Division (FFD) – Bulletin No. B-067/24 Dated:20th August, 2024 11:20 (PST).

Causalities and Injuries (Last 24 hours)

Sr. No.	District	Deaths				Remarks
		M	F	C	T	
01	Kashmore	-	1	-	1	Due to Roof Collapse
02	Jacobabad	-	1	-	1	Due to Wall Collapse
Total		-	2	-	2	

Emergency No:

1736



Plot No. 26-C, Main Khayaban-e-Jami,
DHA Phase-VII, Karachi.



021-99332742
021-35381810



021-99332007



0335-5557362



www.pdma.gos.pk



Sr. No.	District	Injuries				Remarks
		M	F	C	T	
01	Kashmore	1	-	6	7	Due to Roof Collapse
Total		1	-	6	7	

Livestock Perished (Last 24 hours)

Sr. No.	District	Livestock Perished				
		Goat	Sheep	Cow	Buffalo	Camel
Nil						

Damage of Infrastructure & Private Properties (Last 24 hours) Houses Damaged

S.no	District	House Damage		
		Partial	Full	Total
01	Kashmore	68	39	107
Total		68	39	107

Roads, Bridges and other Infrastructure Damaged in (Last 24 hours)

S.no	District	Roads Tracks			Bridge				
		Length of road damaged	Nature/extent of damage (fully/ partially washed away / water over flow)	Traffic situation (Alternate route/diversion available)	Number of Bridges	Type of Bridge	Length of Bridge	Nature/ Extent of Damage Fully/ Partially washed	Traffic of situation (Alternate route/ diversion available)
Nil		-	-	-	-	-	-	-	-

Crop Area Damaged in Acres (Last 24 hours)

Sr. No.	District	Nature of Crop	Crop Area Damaged (in Acres)
01	Shikarpur	Paddy Crop	2,990
02	Kashmore	Paddy Crop	3,200
Total			6,190



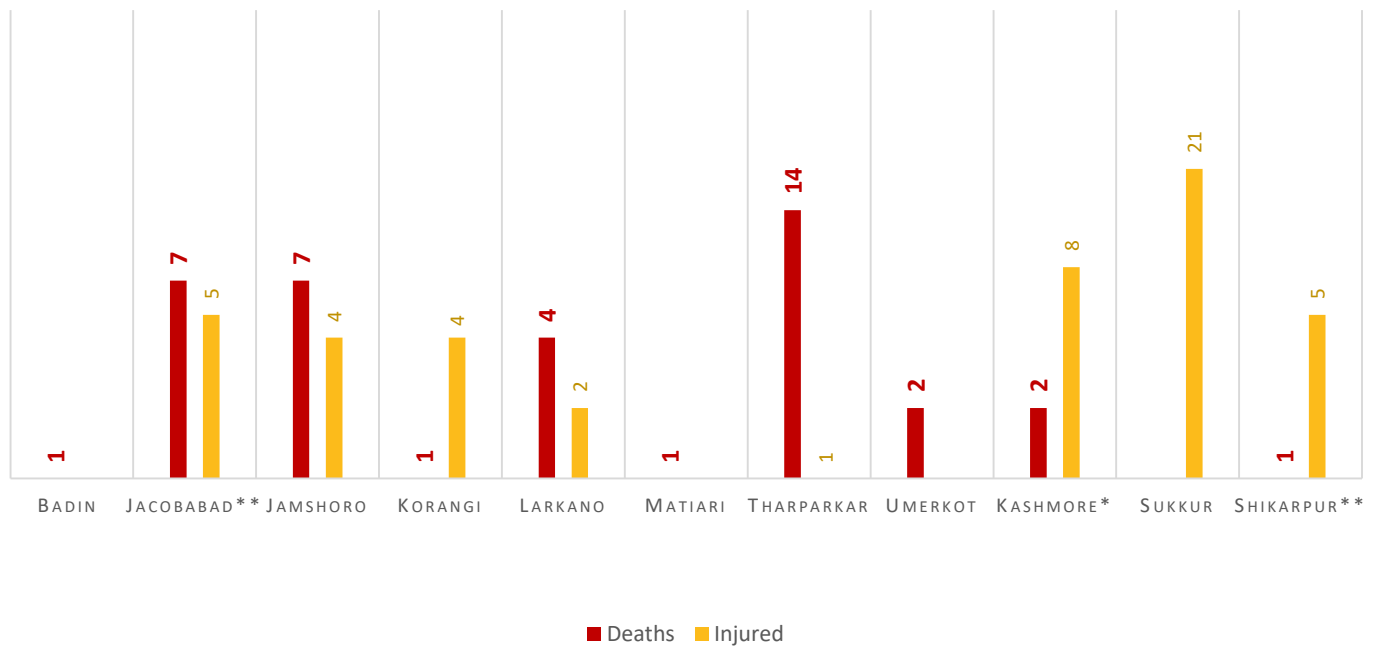


Status of Breaches (Last 24 hours)

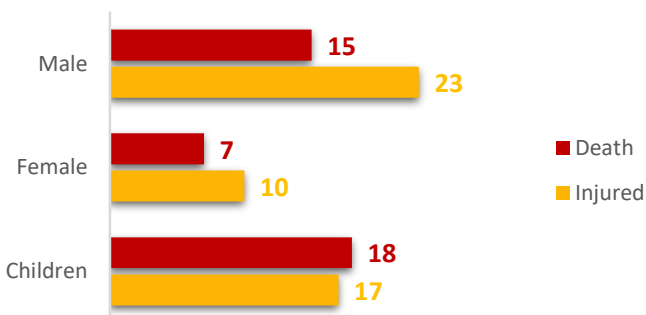
Sr. No.	District	Taluka	Breach Point / Location	Plugging Status / Immediate Response	Remarks
01	Jacobabad	Thul	Moosa Allahabad	Plugged/ Closed	-
02	Dadu	Dadu	Near village Bhai Khan Lashari Deh Sial	Plugged/ Closed	-

Cumulative Casualties – Deaths / Injuries (21-06-2024 to 20-08-2024)

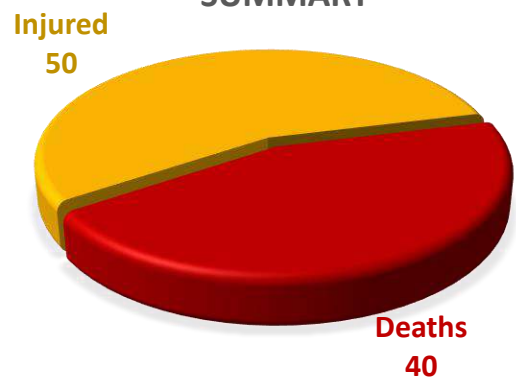
DISTRICT-WISE DEATHS & INJURIES



GENDER-WISE DISTRIBUTION



SUMMARY



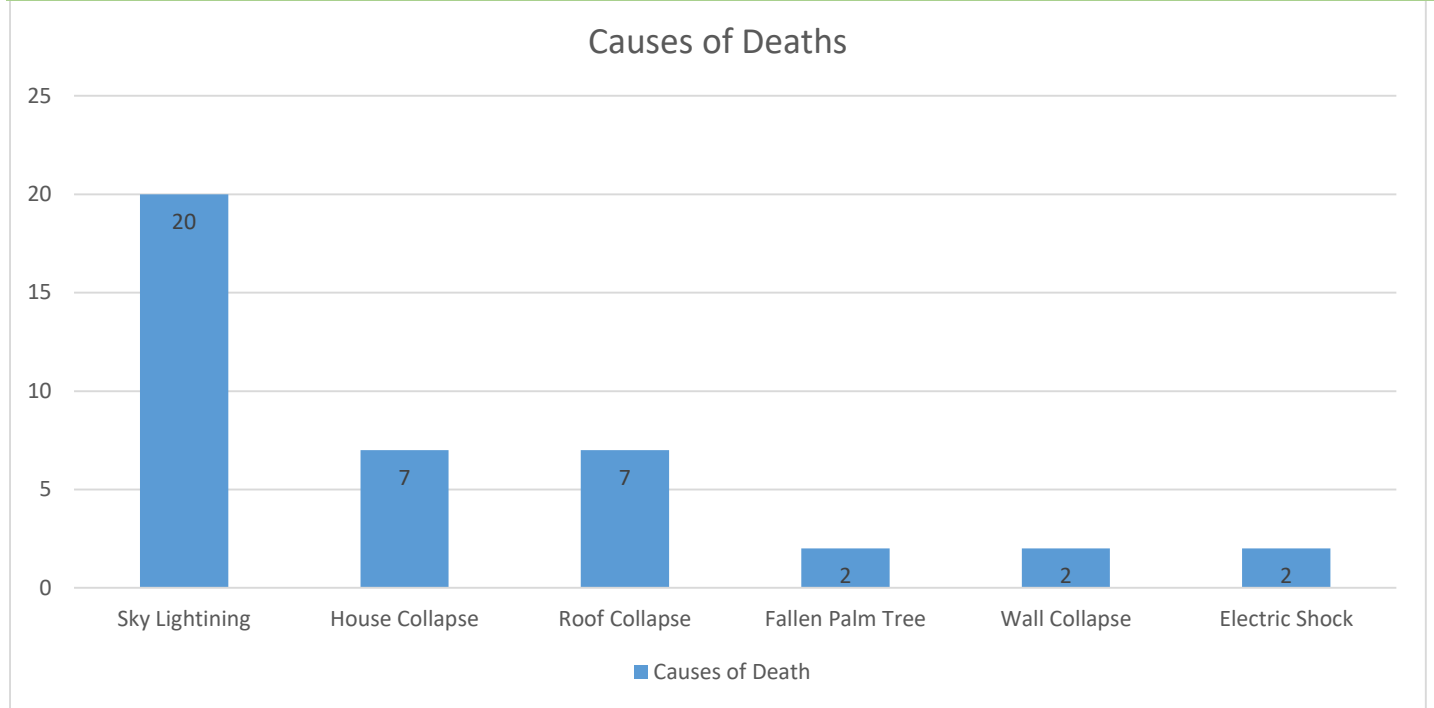
Deaths & Injuries Data Source: Concerned Deputy Commissioners.

Note** Deputy Commissioner Shikarpur & Jacobabad have revised the figures of deaths/injuries.





Causes of Deaths



Cumulative Livestock Perished

Sr. No.	District	Livestock Perished				
		Goat	Sheep	Cow	Buffalo	Camel
01	Jacobabad	3	-	-	-	-
02	Jamshoro	10	6	-	-	-
03	Umerkot	20	-	-	-	-
04	Larkano	-	-	2	-	-
05	Sukkur	-	-	5	-	-
Total		33	6	7	-	-

Source: Concerned Deputy Commissioners.

Cumulative Livestock Vaccinated/ Treated

(from 01-07-2024 to 20-08-2024)

Total	No. of Relief Team	Animals Vaccinated											
		A. Large Ruminant					B. Small Ruminant						
		HS	FMD	LSD	BQ	Total	ETV	CPP	PPR	Anthrax	Goat pox	Sheep pox	Total
277		42,867	1,578	0	4,888	49,333	53,707	4,505	4,203	206	0	317	62,938
Previous Total (from 1-07-2024)		1,595,626	104,180	2,031	186,918	1,888,755	1,922,307	203,157	366,189	64,139	20,086	17,159	2,593,037
Grand Total		1,638,493	105,758	2,031	191,806	1,938,088	1,976,014	207,662	370,392	64,345	20,086	17,476	2,655,975
Total	Animals Treated												
	Small				Large				Total				
	1,081				873				1,954				
Previous Total (from 1-07-2024)		126,784				84,635				211,419			
Grand Total		127,865				85,508				213,373			

Source: Directorate of Animal Husbandry Sindh, Hyderabad

Emergency No:

1736



Plot No. 26-C, Main Khayaban-e-Jami,
DHA Phase-VII, Karachi.



021-99332742
021-35381810



021-99332007



0335-5557362



www.pdma.gos.pk



Cumulative Damages of Infrastructure & Private Properties (from 30-06-2024 to 20-08-2024)

S.no	District	Roads (Km)	Bridges	Houses		
				Partial	Full	Total
01	Jamshoro	-	-	-	22	22
02	Jacobabad	-	-	279	170	449
03	Sanghar	-	-	314	42	356
04	Korangi	-	-	1	-	1
05	Sukkur	-	-	40	8	48
06	Kashmore	-	-	68	39	107
Total		-	-	702	281	983

Cumulative Crop Area Damaged (in Acres)

Sr. No.	District	Nature of Crop	Crop Area Damaged (in Acres)
01	Shikarpur	Paddy Crop	2,990
02	Kashmore	Paddy Crop	3,200
Total			6,190

Cumulative Status of Breaches

Sr. No.	District	Taluka	No. of Breaches	Breach Point / Location	Plugging Status / Immediate Response
01	Sanghar	Tando Adam	1	Rohri Canal near Alam Dero village	Plugged/Closed
02	Jacobabad	Garhi Khairo	1	Miranpur Begari Canal	Closed
		Thul	1	Moosa Allahabad	Plugged/closed
03	Kashmore	Tangwani	1	Taj Minor	Closed
04	Dadu	Dadu	1	Near village Bhai Khan Lashari Deh Sial	Closed

Flood Relief Activities Relief Camps Established (Last 24 hours)

Sr.No	District	No of Household Affected	Displaced Persons (DPs)				Relief Camps Establishment	Persons in Relief Camps			
			Male	Female	Children	Total		Male	Female	Children	Total
-	Nil	-	-	-	-	-	-	-	-	-	-





Rescue & Relief Operations by DDMA(s) (Last 24 hours)

Sr. No.	District	Taluka	Rain (mm)	De-watering Activities (Status)	People Rescued
01	Jacobabad	Jacobabad	0	90% rain water has been drained out from the city areas.	-
		Thul	0		
		Garhi Khairo	0		

Employment of Boats: NTR

Employment of Aviation Assets: NTR

Relief items / machinery / equipment dispatched in Last 24 hours by PDMA Sindh

Sr. No.	District	Item description	Quantity
-	-	-	-

Relief Camps Established by DDMA/Deputy Commissioner

Sr.No	District	No of Household Affected	Displaced Persons (DPs)				Relief Camps Establishment	Persons in Relief Camps				Crop Area Damaged (Acres)
			Male	Female	Children	Total		Male	Female	Children	Total	
01	Sanghar	1,197	2,186	2,471	4,867	9,524	1	429	571	1,627	2,627	14,870

Cumulative State of Relief Camps (from 30-06-2024 to 20-08-2024)

Sr. No.	District	No. Medical Camps	No. of Persons Treated	No. of Relief Camps	Cooked Food
01	Sanghar	1	-	1	-

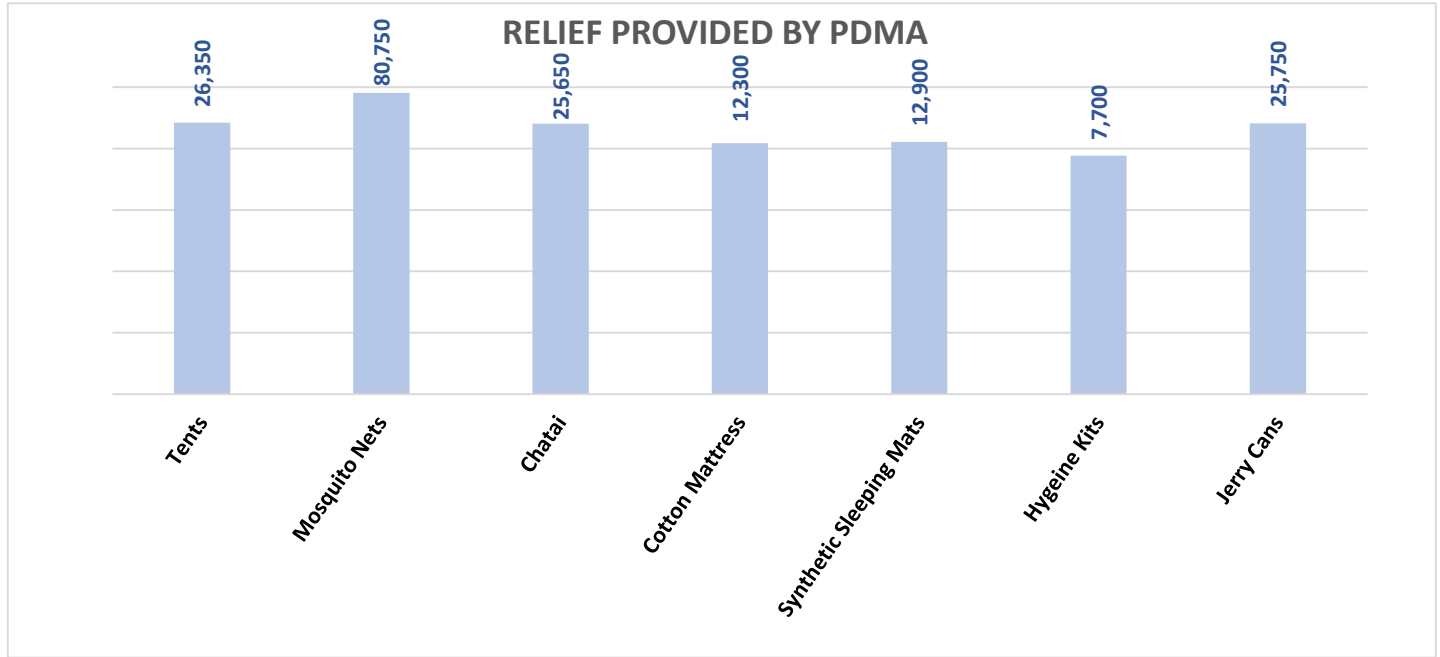
Cumulative State of Rescue Operations by PDMA & DDMA (30-06-2024 to 20-08-2024)

Sr. No.	District	No. Person Transported	No. of Persons Evacuated / Rescued	No. of Animal Transported
	Nil	-	-	-





Cumulative Relief Provided by PDMA Sindh



Sd/-
INCHARGE PEOC
PDMA SINDH





GOVERNMENT OF SINDH
REHABILITATION DEPARTMENT
PROVINCIAL DISASTER MANAGEMENT AUTHORITY
REHABILITATION DEPARTMENT



RELIEF PROVIDED DURING MONSOON RAINS 2024

Division	Karachi							Hyderabad							Larkano					Sukkur			Shaheed Benazirabad				Mirpurkhas			Grand Total	
	Karachi West	Karachi East	Karachi Central	Karachi South	Malir	Korangi	Keemari	Hyderabad	Matiari	Jamshoro	Dadu	Badin	Thatta	Sujawal	T.M.Khan	T. Allahyar	Shikarpur	Larkano	Kamber Shahdadkot	Jacobabad	Kashmore	Sukkur	Ghotel	Khairpur	Sanghar	SBA	N. Feroz	Tharpakar	Mirpurkhas		Unserkot
Relief Provided by PDMA																															
Tent	-	-	-	-	-	-	-	250	600	2,500	2,250	3,500	4,000	2,500	600	200	400	400	200	400	2,000	1,000	600	2,500	200	1,200	600	250	200	-	26,350
Mosquito Nets	-	-	-	-	-	-	-	750	1,800	7,500	6,750	10,500	12,000	7,500	1,800	400	1,200	1,200	400	1,500	6,000	3,000	1,800	7,500	400	5,800	1,800	750	400	-	80,750
Chatal	-	-	-	-	-	-	-	250	600	2,500	2,250	3,500	4,000	2,500	600	200	400	400	200	300	2,000	1,000	600	2,500	200	600	600	250	200	-	25,650
Cotton Mattress	-	-	-	-	-	-	-	100	300	1,250	1,000	1,500	2,000	1,250	300	100	200	200	100	50	1,000	500	300	1,250	100	300	300	100	100	-	12,300
Synthetic Sleeping Mats	-	-	-	-	-	-	-	150	300	1,250	1,250	1,500	2,000	1,250	300	100	200	200	100	300	1,000	500	300	1,250	100	300	300	150	100	-	12,900
Hygiene Kits	-	-	-	-	-	-	-	100	200	700	700	1,000	1,100	700	200	50	100	100	50	300	600	300	200	700	50	200	200	100	50	-	7,700
Jerry Can	-	-	-	-	-	-	-	250	600	2,500	2,250	3,500	4,000	2,500	600	200	400	400	200	400	2,000	1,000	600	2,500	200	600	600	250	200	-	25,750
Generator 100 kva	-	-	-	-	-	-	-	-	-	-	-	-	-	-	-	-	-	-	-	-	-	-	-	-	-	1	-	-	-	-	1
Generator 35 kva	-	-	-	-	-	-	-	-	-	-	-	-	-	-	-	-	-	-	-	-	-	-	-	-	-	2	-	-	-	-	2
De-wataering Pump 40-50 hp Truck Mounted	-	-	-	-	-	-	-	2	2	2	3	-	-	-	-	-	-	-	-	-	-	-	-	-	-	-	-	-	-	-	9
De-wataering Pump 30 hp	-	-	-	-	-	-	-	3	-	-	-	-	-	-	-	-	-	-	-	-	-	1	-	-	-	-	-	-	-	-	4
De-wataering Pump 16 hp	-	-	-	-	-	-	-	3	4	-	-	-	-	-	-	-	1	1	2	-	-	2	-	1	-	-	-	-	-	2	16
De-wataering Pump 40 hp Truck Mounted	-	-	-	-	-	-	-	-	-	-	-	-	-	-	-	-	1	4	2	-	4	13	-	-	-	-	3	-	-	-	27
De-wataering Pump 90 hp Truck Mounted	-	-	-	-	-	-	-	-	-	-	-	-	-	-	-	-	-	-	-	-	-	-	-	-	-	-	-	-	-	-	-
De-wataering Pump 32 hp	-	-	-	-	-	-	-	-	-	-	-	-	-	-	-	-	-	-	-	3	-	-	-	-	-	-	-	-	-	-	3
De-wataering Pump 38 hp	-	-	-	-	-	-	-	-	-	-	-	-	-	-	-	-	1	-	-	-	-	1	-	-	-	-	4	-	-	-	6
De-wataering Pump 24 hp	-	-	-	-	-	-	-	-	-	-	-	-	-	-	-	-	-	-	-	-	-	6	-	8	-	10	3	-	-	-	27
De-wataering Pump Jhatta	-	-	-	-	-	-	-	-	-	-	-	-	-	-	-	-	-	-	-	-	-	10	4	-	10	-	-	-	-	-	24
De-wataering Pump 08 hp	-	-	-	-	-	-	-	-	-	-	-	-	-	-	-	-	-	3	-	-	-	-	1	-	-	-	-	-	-	-	4